

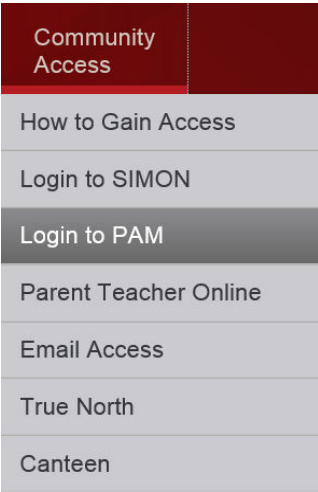



Clonard’s intranet system, SIMON, has a companion product known as the Parent Access Module (or PAM). PAM allows parents to log into Clonard’s intranet system to monitor school information and receive feedback about student requirements and progress.

PAM is available for parental access now and teachers are expected to add assessment and/or learning tasks in the coming weeks. Timetable, calendar, and attendance data is already available.

How to Access PAM

To access PAM you will need a computer, tablet, or handheld device (eg. smart phone) with web access. You can access PAM via its direct link, via a link on the College website, or via a favorite or bookmark you create.

<p>Via direct link:</p>	<p>http://pam.clonard.catholic.edu.au</p>	
<p>Via College website:</p> <p>1) Go to http://web.clonard.catholic.edu.au</p>	<p>2) From the Community Access menu, select Login to PAM:</p> 	<p>3) Click “here” in Click here to login to PAM:</p>  <p>Parent Access Module</p> <p><i>Login to PAM</i></p> <p>Click here to login to PAM</p>
<p>Via favorite or bookmark:</p>	<p>When you access PAM for the first time (using one of the previous methods), you are strongly advised to create a favorite (or bookmark) to the login page. This will mean you can return to PAM at any time simply by clicking your favorite (or bookmark).</p> <p>How to do so varies depending on the device and the browser and version used. If using Internet Explorer, click the Favorites button (★), click Add to favorites, then click the Add button.</p> <p>If using another browser, consult your Help reference.</p>	



Logging into PAM

All of the access methods described previously will bring you to the PAM login page:

To login you must enter valid credentials. These have been distributed either via mail, email, or handed out at the Year 7 parent info evening. If you don't know your credentials or need assistance with your username and/or password, phone 52782155 and dial the ICT Help Desk.

PAM Home Page

Daily Messages: messages posted by teachers and admin staff for students and parents.
(Note: You must use the mouse to slide the blue box on the scroll bar to view all.)

Upcoming Events: College events scheduled for the next month, including camps, excursions, sports, VCE assessments, etc.
(Note: You must use the mouse to slide the blue box on the scroll bar to view all.)

Basic info: logged on user.

Links: Home (this page), My Settings, Logout.


Students: lists all enrolled students linked to your parent account. Clicking the photo or name takes you to that student's page, showing personal details, timetable, attendance, and homework and assessment information, and more. See next page.

Links: to College documents, reports, publications, and resources and useful websites.



PAM Student Pages

You are here: Home > Personal Details



Olivia Penning

- Personal Details
- Student Timetable
- Behavioural Tracking
- Attendance
- Assessment and Reporting
- Commendations
- Learning Areas

[View other students](#)

- Olivia Penning

Personal Details

Title : Miss
 Initials : O R
 Surname : Penning
 Given 1 : Olivia
 Given 2 : Rose
 Preferred : Olivia
 Gender : ♀
 Date of Birth : 27/12/1998
 Email Address : penno@clonard.vic.edu.au
 Login Name : penno

Current Enrolment Details

Year Level : Year 11
 Classroom : 11 Red
 Leltia

[Home](#) | [My Settings](#) | [Logout](#)

Personal Details

Quick links to other student's, if applicable (i.e., sisters)

Links

Student Timetable

Displays the full student timetable for the current week, complete list of student's classes and teachers, and the start and end times for all lessons and sessions.

Day	Before School	8:00 AM	8:45 AM	9:30 AM	10:15 AM	11:00 AM	11:45 AM	12:30 PM	1:15 PM	2:00 PM	2:45 PM	3:30 PM	4:15 PM	5:00 PM
Mon		8:00-8:45	8:45-9:30	9:30-10:15	10:15-11:00	11:00-11:45	11:45-12:30	12:30-1:15	1:15-2:00	2:00-2:45	2:45-3:30	3:30-4:15	4:15-5:00	
Tue		8:00-8:45	8:45-9:30	9:30-10:15	10:15-11:00	11:00-11:45	11:45-12:30	12:30-1:15	1:15-2:00	2:00-2:45	2:45-3:30	3:30-4:15	4:15-5:00	
Wed		8:00-8:45	8:45-9:30	9:30-10:15	10:15-11:00	11:00-11:45	11:45-12:30	12:30-1:15	1:15-2:00	2:00-2:45	2:45-3:30	3:30-4:15	4:15-5:00	
Thu		8:00-8:45	8:45-9:30	9:30-10:15	10:15-11:00	11:00-11:45	11:45-12:30	12:30-1:15	1:15-2:00	2:00-2:45	2:45-3:30	3:30-4:15	4:15-5:00	
Fri		8:00-8:45	8:45-9:30	9:30-10:15	10:15-11:00	11:00-11:45	11:45-12:30	12:30-1:15	1:15-2:00	2:00-2:45	2:45-3:30	3:30-4:15	4:15-5:00	

Behavioural Tracking

Displays number of incidents, detentions, and suspensions for any year in which the student is enrolled. Further details available from Year Level Coordinator.

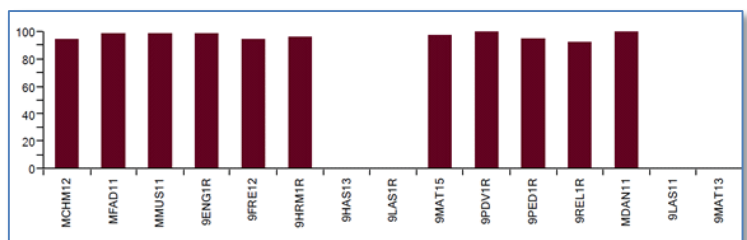
Attendance

Three reports available:

Attendance Summary: Overall school and class attendance percentages plus absence numbers.

Class Attendance Percentage: Breakdown of attendance percentage for all classes. Also presented graphically.

Period History: Complete record of all roll marks for every period of every day of the semester.





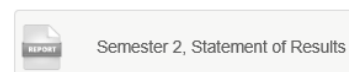
Assessment and Reporting

Ongoing information about student performance will be presented via PAM in the Learning Areas section. However, at the end of each semester, the College will still issue a formal “Statement of Results” which lists all of the student’s classes, a global indication of progress, a summary of assessment tasks, ratings for effort and behavior and AusVELS dimensions (where applicable), as well as attendance statistics.

These reports – in PDF format will be available for download, as shown, in the Student Assessment and Reporting section. They may then be saved or printed, as required.

[Download Assessment](#)

School Year:



Commendations

Throughout 2016 and beyond your daughter’s involvement in extra-curricular and other worthy activities will be recorded, here.

Learning Areas

The Learning Areas section allows parents to monitor student’s homework tasks and assessment tasks by clicking the **Display Learning Area Task Summary** button.

[Display Learning Area Task Summary](#)

The Learning Areas Task Summary is a grid which is a window into further information about all homework and assessment tasks.

Every number in the grid is an active link. Click any of the numbers to delve further into the Learning Areas to view task details including due date and (optionally) support materials.

Learning Areas Task Summary - Celine Penning

[Return to Student Profile](#)

Semester:

Note: This page summarises the learning tasks progress of the student. Further information can be obtained by clicking column.

Enrolled Classes

[Click here for Task Results](#)

	Assessment Tasks			Homework Tasks		
	Complete	Active	Overdue	Complete	Active	Overdue
Middle School Sp...	0	0	0	0	0	0
Middle School Visual Communication	0	3	0	0	0	0
Year 10 Community Service (0CSV1Y)	0	0	0	0	0	0
Year 10 English (0ENG1Y)	0	1	0	0	0	0
Year 10 French (0FRE11)	0	0	0	0	0	0
Year 10 House Assembly (0HAS1Y)	0	0	0	0	0	0
Year 10 Mathematics (0MAT12)	0	0	0	0	0	0
Year 10 Personal Development (0PDV1Y)	0	0	0	0	0	0
Year 10 Texts and Traditions (0TXT1Y)	0	0	0	0	0	0

The first page of the Learning Areas section will also list any due dates for tasks for all subjects.